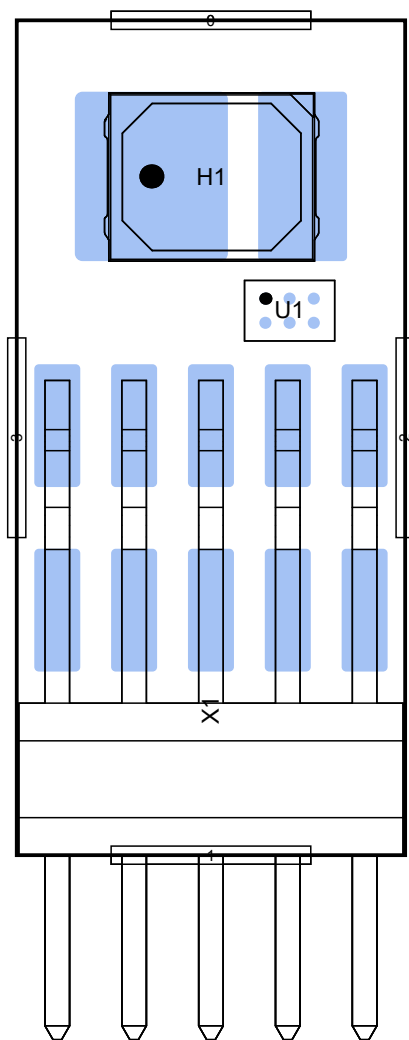
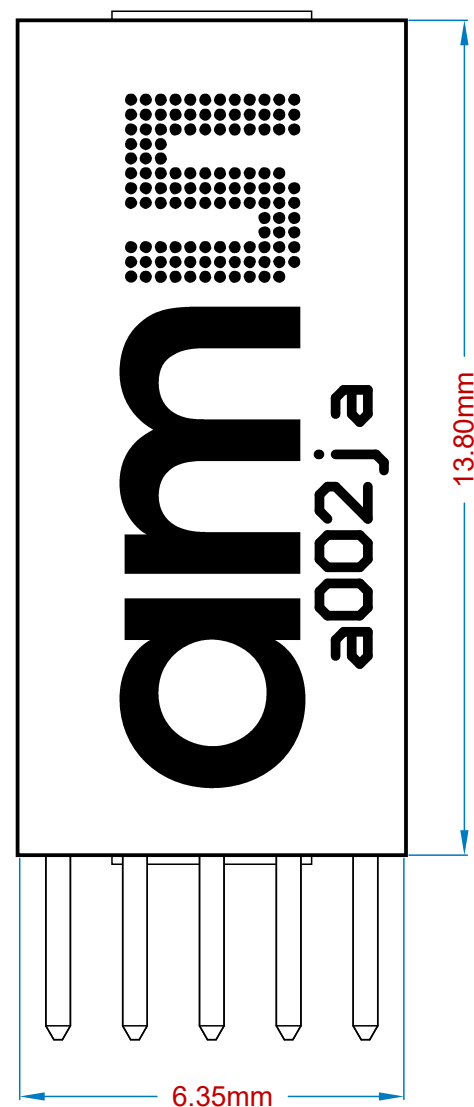


View from Top side (Scale 8:1)



View from Bottom side (Scale 8:1)



- ① 1.0mm $\pm 10\%$ 2-Layer FR4 (DKL)
- ② manufactured with IPC Claas 2
- ③ Technology: 150 μ m TrackWith/TrackTrack
smallest drill: 150 μ m
- ④ Prepreg and Core Tickness is free to defined
- ⑤ outline is milled
- ⑥ finished surface is ENIG
- ⑦ Silkscreen color is white and made in high resuluon (more than 200 μ m)
- ⑧ Solder Mask color is black
- ⑨ check Gerber files against the IPC-D-356A.ipc netlist file
- ⑩ Questions to:
ams Sensors Germany GmbH
Fernando Hädrich
e-mail:
fernando.haedrich@ams.com
Phone: +49 3641 280935

Drill Table

Symbol	Count	Hole Size	Plated	Hole Tolerance
○	12	0.15mm	Plated	
□	28	0.30mm	Non-Plated	
△	2	1.00mm	Non-Plated	
	42 Total			



Confidential © ams AG

Product: AS7263

[No Variations]

PCB Name: a002ja_CSS AquaSense LED Yuji.PcbDoc

Rev 1.0.0

Application Engineer: FHAЕ

Release Date: 23/07/2020

Sheet Name: a002ja_CSS AquaSense LED Yuji.PCBDwf

Page Size: A4

Last Save Date / Time: 24.07.2020 / 11:08

Doc. Scale:

Project: a002_CSS AquaSense

Sheet 1 of 1

1:1
Millimeters

Top Silk

Top Paste



Top Solder



Top Layer



Bottom Layer



Bottom Solder

● ● ● ● ●

● ● ● ● ●

●

●

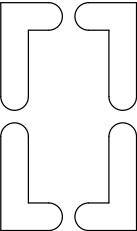


Bottom Paste

Bottom Silk

500579
512005
BIR

Board outline



A connector goes over the edge and a minimum space of 3.5mm to the next Board is needed on this side.

